



Quickstart Guide

Introduction

Welcome to the Audioengine family and congratulations on your purchase of the Audioengine D3 Premium 24-bit DAC!

The Audioengine team is dedicated to bringing you the highest-quality listening experience possible and the Audioengine D3 was designed with the same attention to detail and operational simplicity as all other Audioengine products. Our goal is to get you to your music as simply as possible without all the “gadget tinkering” many other products require. As with our other past efforts we thank our customers, distributors and resellers for the inspiration to create another great product.

What's in the box

- D3 DAC
- Carry case
- 1/4" headphone adapter cable
- Setup guide

Features

- Portable USB audio converter for Mac or PC
- High-performance headphone amp included
- Plug-and-play, no drivers or software to install
- Connect headphones or any music system

Overview

The D3 is a powerful yet portable 24-bit digital-to-analog converter with performance and features usually found in more expensive DACs. It's asynchronous design accepts USB streaming audio from any computer and vastly improves audio performance.

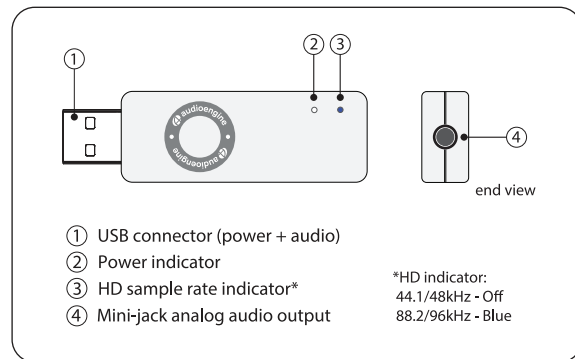
Overview (cont'd)

The D3 can process digital audio at any bit depth up to 24 bits and any sample rate up to 192kHz. The D3 will pad all bit depths internally to 24 bits, thus achieving a higher signal-to-noise ratio.

D3 contains a high-performance headphone amplifier and can drive headphones with impedances of 12 ohms or higher. The D3 output can also be connected to any system with an analog audio input, such as Audioengine powered speakers or an integrated audio receiver, for example.

Power for D3 is provided via the USB bus and is “double-regulated” to ensure that no USB bus power variations affect the audio quality.

Volume is controlled from the computer's OS and is implemented in the D3 as a digitally-controlled analog volume control.



Quick Setup

The following diagrams show the most common configurations for connecting your D3 from a computer's USB port to headphones or any music system.

1 Step 1: Connect the D3 to your computer's USB port.

For PC, the D3 should be recognized automatically.

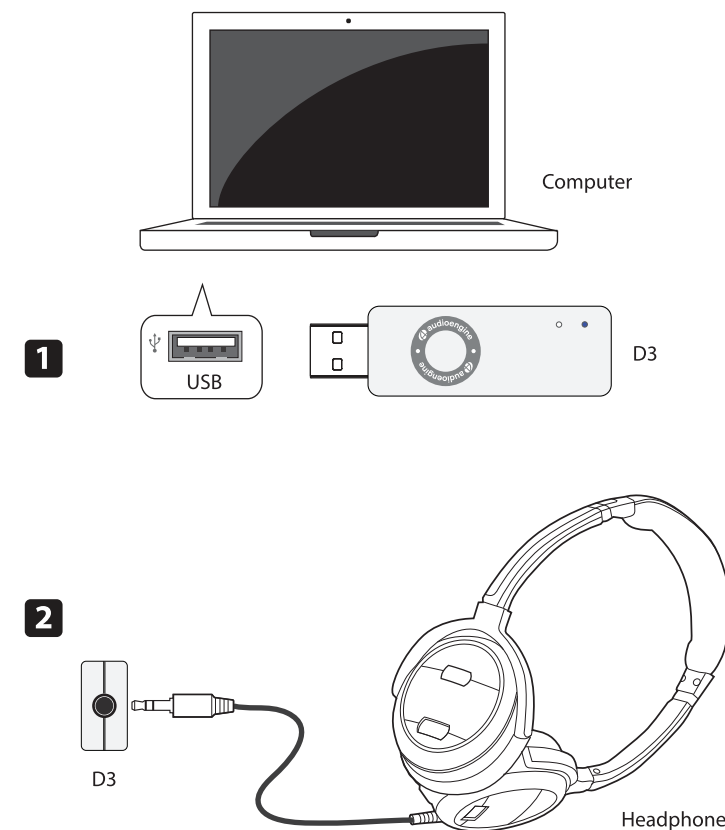
For Mac, under System Preferences/Sound, select “Audioengine D3” as the sound output.

2 Step 2: Connect the mini-jack output of your D3 to headphones or any audio input of your powered speakers, stereo system, etc.

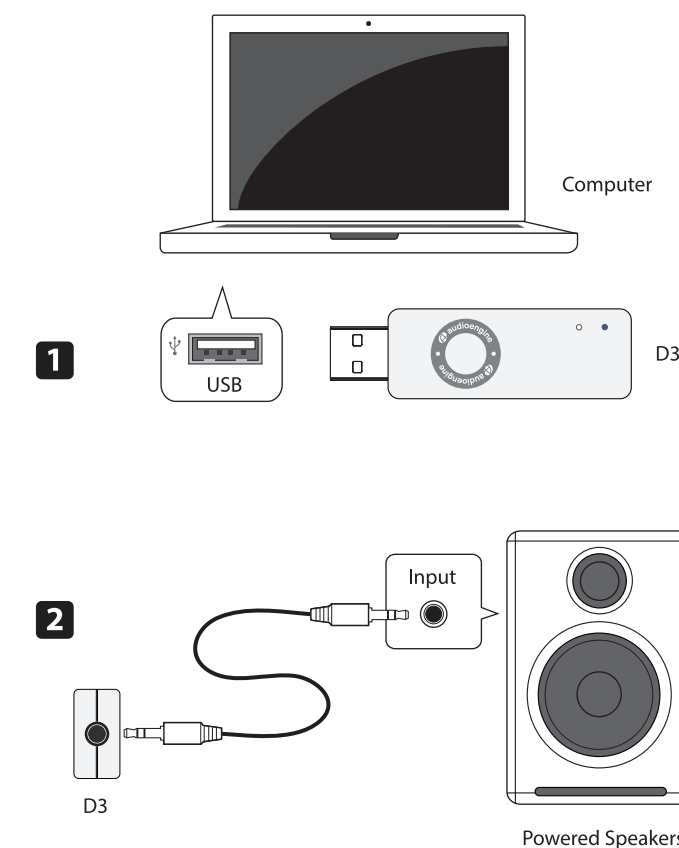
Note that audio cables to connect your D3 to a stereo system are not included with the D3.

For advanced setup tips visit: audioengineusa.com

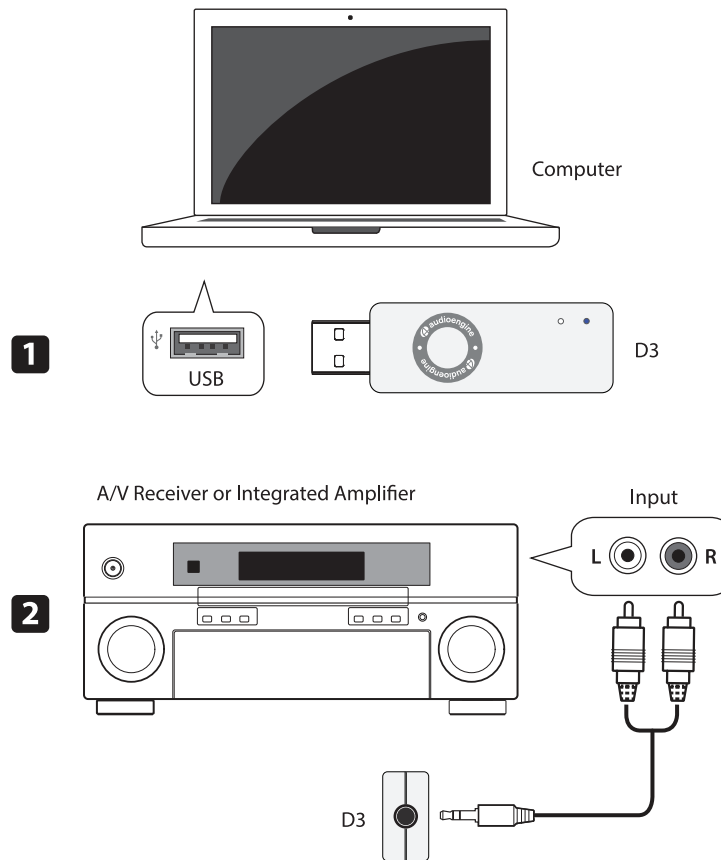
Computer to Headphones



Computer to Powered Speakers



Computer to any Audio System



Troubleshooting Tips

My D3 is connected as shown, but there is no music output.

Verify that D3 is completely plugged into an active USB port and the D3 power indicator is on. If not, try another USB port on your computer. Check to see that D3 is selected as your output device on your computer. Try restarting your computer. Verify that the audio cable from the D3 is plugged in and in working order.

The output level from the D3 is low.

Check that the volume control on your computer OS and software music player app are set to the desired levels.

Only one channel plays music.

Check the cables between D3 and your headphones or sound system. Check your audio player and OS audio controls to ensure that the audio balance is centered.

I am playing HD files but the D3 HD indicator LED is not illuminated.

Verify that the sample rate selection in your computer's OS is set correctly.

A hum or buzzing sound can be heard.

Verify that the audio cable from the D3 is plugged in and in working order.

Break-In Period

D3 will sound great out of the box and will get better over time. However, give it 40 to 50 hours break-in time before doing any critical listening.

Tech Stuff

Stream bit-perfect 24/96 HD audio
Asynchronous data transfer and dual clocks for low jitter
Drives low and high impedance headphones
2.0V RMS maximum output level
Computer OS volume control
HD indicator for sample rates above 48K
AKM4396 DAC for 24-bit native file playback
Uses LME49726 high-performance audio amplifier
Metal injection molded (MIM) aluminum case

Specifications

| | |
|--------------------------|----------------------------|
| Full scale output | 2.0V RMS |
| Frequency response | 10Hz - 25kHz (+/-0.5dB) |
| S/N ratio (DC to 20 kHz) | >110dB |
| THD+N | (1 kHz FS 96 kS/s) <0.002% |
| USB transfer mode | Asynchronous (dual clock) |
| Input data rate | up to 192KS/s |
| Input bit depth | up to 24 bits (upsampled) |
| USB device class | Type 1.1 or above |
| Power requirement | 5V, 200mA |
| Headphone impedance | 12 ohms to 10K ohms |
| Headphone amplifier | LME49726 |
| D/A converter | AKM4396 |
| USB controller | TI1020B |

For a complete list of product features and specifications, go to: audioengineusa.com

Warranty Information

All Audioengine products have a 3-year Limited Warranty on parts and labor from date of purchase. The Limited Warranty applies only to Audioengine products purchased in the contiguous United States. Your warranty is automatic, so there is no need to register. For Limited Warranty coverage elsewhere, please contact your Audioengine dealer, reseller, or distributor.

What is covered

All defective parts or faulty workmanship.

What is not covered

The Audioengine Limited Warranty does not cover damage caused by accident, misuse, abuse, neglect, excessive moisture, lightning, power surges, other acts of nature, unauthorized product modification or repairs, or failure to follow the instructions outlined in this guide.

What we will do

We will repair or replace any defective parts, at our option, within a reasonable amount of time and free of charge any time during the warranty period. After service, we will be responsible for shipping the product back to you at our expense.

What we ask from you

You will be responsible for shipping charges to Audioengine or to an authorized dealer. We recommend you keep the original shipping materials to prevent shipping damage if service is needed. Audioengine cannot be responsible for any damages incurred during shipping due to poor packing, so please pack well and make sure to insure your shipment.

How to obtain Audioengine Warranty service

If you have any questions about your warranty coverage or you feel you may need service, email the Audioengine US Service Center: support@audioengineusa.com or call toll-free in the US: (877) 853-4447

We will do everything we can to answer your questions and resolve any issues as quickly as possible.

Exclusive Remedy

This Limited Warranty is fully transferable provided the current owner furnishes the proof of purchase and that the serial number on the product is intact. THE MAXIMUM LIABILITY OF AUDIOENGINE SHALL NOT EXCEED THE ACTUAL PURCHASE PRICE PAID BY YOU FOR THE PRODUCT. IN NO EVENT SHALL AUDIOENGINE BE LIABLE FOR SPECIAL, INCIDENTAL, CONSEQUENTIAL OR INDIRECT DAMAGES.

Product Returns and Refunds


We sincerely hope you get as much enjoyment from our products as we've had creating them. However, should you have an issue or are not satisfied with any Audioengine product for any reason contact the reseller where you purchased your product or email us directly: support@audioengineusa.com or call toll-free if in the US: (877) 853-4447

About Audioengine

Audioengine designs and builds innovative audio products with all your music in mind. Great sound, simple but elegant designs, high quality materials, and truly useful features are what Audioengine is about. We sincerely hope you get as much enjoyment from our products as we've had creating them!

Information for Users on Disposal of Old Equipment

[European Union]

 This symbol indicates that the electrical and electronic equipment should not be disposed as general household waste at its end-of-life. Instead, the product should be handed over to the applicable collection point for the recycling in accordance with your national legislation.

By disposing of this product correctly, you will help to conserve the environment and human health that could otherwise be caused by inappropriate waste handling of this product. For more information about collection point and recycling of this product, please contact your household waste disposal service or the shop where you purchased the product. Penalties may be applicable for incorrect disposal of this waste, in accordance with national legislation.

[Other Countries outside the European Union]

If you wish to dispose of this product, please do so in accordance with applicable national legislation or other rules in your country for the treatment of old electrical and electronic equipment.

FCC Part 15 Notice

This device complies with Part 15 of the FCC Rules. Operation is subject to the following two conditions:
1) This device may not cause harmful interference.
2) This device must accept any interference received, including interference that may cause undesired operation.

© 2014 Audioengine. All Rights Reserved.
Audioengine and Audioengine D3 are trademarks of Audioengine.